

# Camp Reservation Process through Website

To make a reservation for Knox Scout Reservation or Camp Daniel Marshall you must have a unit or personal account on the Georgia-Carolina Website. ([www.georgiacarolinacouncil.org](http://www.georgiacarolinacouncil.org))



1. Log into your account.
2. On your homepage select Facilities and select the facility you want to reserve. (Camp Daniel Marshall or Knox Scout Reservation)



The screenshot shows the website's navigation menu with options: Groups/Units, Events, Facilities, Locations, Class Types, and Products. Below the menu are icons for HOME, PROFILE, PRODUCTS, CART, and ORDERS. The main content area is titled 'Facilities - Robert E. Knox Scout Reservation' and includes the text: 'To make a new reservation, click the button below to create a new trip.' followed by an 'Add Trip' button. Below this is a section for 'Available Facilities / Excursions' with a search instruction and a 'Find Available Facilities' button. A dropdown menu for 'Facility / Excursion Type' is set to 'Cabins'. On the left, a sidebar lists various events and facilities, with 'Facilities - Robert E. Knox Scout Reservation' highlighted. At the bottom left are 'Instructions' and 'Feedback' buttons.

3. After selecting the camp you want, click on Add Trip button. Complete the Add Trip form, then select Add/View reservations.

**Add Trip**

Trip Name \*  *Example: Our Trip*

Arrival \*   Departure \*  

# Youth \*   # Adults \*  

Contact Name \*  Phone \*

E-mail

Alt Contact Name  Phone

E-mail


Notes


Admin Notes

4. On the right side of the screen select the facility type, Campsites, Cabins, etc... then select Add Reservation.

Reservations

Reservation	Type	# / Capacity	Amount	Balance	Start	End	In Cart?


 [Open Reservation](#)

 [Add Reservation](#)

Type

**Payment Status**

Total Amount \$0.00  
 Amount Paid \$0.00  
 Amount In Cart \$0.00  
 Balance Due \$0.00

 [Add Payment](#)

**Facility Contact Information**

- Select the check-in date of the site or facility you want. Only available dates can be selected.

campsite	01/18 Thu	01/19 Fri	01/20 Sat	01/21 Sun	01/22 Mon	01/23 Tue	01/24 Wed	01/25 Thu	01/26 Fri	01/27 Sat	01/28 Sun	01/29 Mon	01/30 Tue	01/31 Wed	02/01 Thu	02/02 Fri	02/03 Sat	02/04 Sun	02/05 Mon	02/06 Tue
Apalachee (50)	✓	✓	✓	✓	✓	✓	✓	✓	✗	✗	✓	✓	✓	✓	✓	✓	✓	✓	✓	✓
Armadillo (45)	✓	✓	✓	✓	✓	✓	✓	✓	✗	✗	✓	✓	✓	✓	✓	✓	✓	✓	✓	✓
Catawba (60)	✓	✓	✓	✓	✓	✓	✓	✓	✗	✗	✓	✓	✓	✓	✓	✓	✓	✓	✓	✓
Cedar (20)	✓	✓	✓	✓	✓	✓	✓	✓	✗	✗	✓	✓	✓	✓	✓	✓	✓	✓	✓	✓
Cherokee (30)	✓	✓	✓	✓	✓	✓	✓	✓	✗	✗	✓	✓	✓	✓	✓	✓	✓	✓	✓	✓
Coyote (16)	✓	✓	✓	✓	✓	✓	✓	✓	✗	✗	✓	✓	✓	✓	✓	✓	✓	✓	✓	✓
Dogwood (30)	✓	✓	✓	✓	✓	✓	✓	✓	✗	✗	✓	✓	✓	✓	✓	✓	✓	✓	✓	✓
Fox Squirrel (80)	✓	✓	✓	✓	✓	✓	✓	✓	✗	✗	✓	✓	✓	✓	✓	✓	✓	✓	✓	✓
Live Oak (30)	✓	✓	✓	✓	✓	✓	✓	✓	✗	✗	✓	✓	✓	✓	✓	✓	✓	✓	✓	✓
Loblolly (50)	✓	✓	✓	✓	✓	✓	✓	✓	✗	✗	✓	✓	✓	✓	✓	✓	✓	✓	✓	✓
Oconee (40)	✓	✓	✓	✓	✓	✓	✓	✓	✗	✗	✓	✓	✓	✓	✓	✓	✓	✓	✓	✓
Osprey (20)	✓	✓	✓	✓	✓	✓	✓	✓	✗	✗	✓	✓	✓	✓	✓	✓	✓	✓	✓	✓
Palmetto (40)	✓	✓	✓	✓	✓	✓	✓	✓	✗	✗	✓	✓	✓	✓	✓	✓	✓	✓	✓	✓

- A pop-up box will appear, select the check-out date and hit save reservation. You will then have the option to add additional reservations for facilities or check-out. When all reservations have been completed, select check-out.

View Apalachee (campsite) Availabilities

Choose Start Date: Apalachee (campsite, 50)  
Part of the Yemassee Area.

campsite: Apalachee (50), Armadillo (45), Catawba (60), Cedar (20), Cherokee (30), Coyote (16), Dogwood (30), Fox Squirrel (80), Live Oak (30), Loblolly (50), Oconee (40), Osprey (20), Palmetto (40)

Calendar (Start Date):  
 S M T W T F S  
 1 2 3 4 5 6  
 7 8 9 10 11 12 13  
 14 15 16 17 18 19 20  
 21 22 23 24 25 26 27  
 28 29 30 31

Calendar (End Date):  
 S M T W T F S  
 1 2 3 4 5 6  
 7 8 9 10 11 12 13  
 14 15 16 17 18 19 20  
 21 22 23 24 25 26 27  
 28 29 30 31

# Of Participants: # Youth: 6, # Adults: 3

Pricing: Total Per-Person Fees: \$9.00, due up-front. [Change Pricing](#)

Check-In / Out Times: Check-In: 1:00 PM, Check-Out: 11:00 AM

Buttons: [Back To All Campsite](#), [Save Reservation](#), [Cancel](#)

- Submit the order and make payment. Your reservation is NOT complete, and your spot is NOT saved until payment is made.